




Mengle Memorial Library

presents:

The Monster at the End of this Book by Jon Stone



Phonological Awareness is the ability to hear and play with the smaller sounds in words. It is the ability to enjoy language and play with its sounds, by breaking words into syllables, and rhyming words. It is the ability to identify the beginning, middle and ending sounds in words, and matching words with the same beginning sound. Children need to be able to do all of these in order to read.

Rhyming is one way that children learn to hear that words are made up of smaller parts. Making up rhyming words, even making up silly nonsense words that rhyme, is one good way to develop phonological awareness.

Singing is also great for developing phonological awareness! When we sing each syllable has a different note, showing children that words are broken down into parts. Sing songs at a slow pace so that your child can sing and hear every note. This will help them when they have to sound out words.

Here are some more books about Monsters!

Oliver and the Monsters by Tony Blundell

Minnie and Moo Meet Frankenswine by Denys Cazet

Go Away, Big Green Monster & If You're a Monster and You Know It Ed Emberley

Jeepers Creepers by Laura Leuck

My Monster Mama Loves Me So by Laura Leuck

Willey Learns to Spell by Betsy Lewin

Monster Math: School Time by Grace Maccarone

There's Something in My Attic by Mercer Mayer

Daisy and the Monster by Jane Simmons

Where the Wild Things Are by Maurice Sendak

Shrek by William Steig

Donovan Scares the Monsters by Susan Whitlock

Monster Say and Clap

Breaking words into their parts, or syllables, is called segmentation. Being familiar with segmenting words is a skill children need when they begin to read. Say the word in the box. With your child, clap once for each syllable.

Extend the Play: Next time you are baking, cleaning up or sharing a meal with your child, play the Tap & Say game to help your child learn to listen to the number of syllables in a word. Say a word to your child. With older children, ask them to tap the table for each syllable in the word. Tap out the word together with smaller children.

Encourage your child to find words that rhyme of the words in the box. It doesn't matter if the words are "real" words. Just make sure that they rhyme. Playing around with these "nonsense" words provides your child with the foundation they need to rhyme in the future.

Monster	Frankenstein
Eyeball	Elmo
Hairy	Zoey
Claw	Oscar the Grouch
Teeth	Cookie Monster
Scary	Telly
Eat	Grover
Halloween	Slimy
Silly	Make Believe




Mengle Memorial Library
324 Main Street
Brockway, PA 15824

This project has been partially funded with federal Library Services and Technology Act (LSTA) funds from the Institute of Museum and Library Services, administered by the Office of Commonwealth Libraries.

Here are the rhymes and songs about Monsters.

Monster Stomp

If you want to be a monster, now's your chance
'Cause everybody's doing the monster dance.
You just stomp your feet, wave your arms around.
(Stomp, wave arms)
Stretch 'em up, stretch 'em up,
(Stretch up arms)
Then put them on the ground.
(Put hands on the floor)
'Cause you're doing the monster stomp.
(Stomp feet)
That's right! You're doing the monster stomp.
(Stomp feet)



Five Little Monsters Jumping on the Bed

Five little monsters jumping on the bed
One fell off and bumped his head
Mommy called the doctor and the doctor said,
"No more monsters jumping on the bed!"

What Do Monsters Do?

What do monsters do?
They stretch and touch their toes.
What do monsters do?
They comb their purple hair.
What do monsters do?
They stick out their green tongues.
What do monsters do?
They brush their teeth with a broom.
What do monsters do?
They rub their yellow eyes.
What do monsters do?
They wiggle their orange ears.
Boy, am I glad that I'm not a
monster!

Monster Pokey

You put your claws in, you take your claws out
You put your claws in and you shake them all about!
You do the wild rumpus and you turn yourself about!
That's what it's all about!


Repeat with: horns, tail, big feet, and hairy self

The Monsters Are So Loud

(When Johnny Comes Marching Home)

The monsters stomp around the house,
Boom! Boom! Boom! Boom!
The monsters stomp around the house,
Boom! Boom! Boom! Boom!
The monsters stomp around the house,
Their brothers and sisters send them out
And they stomp some more outside around the house.

The monsters yell around the house,
Eeeeeeh! Eeeeeeh!
The monsters yell around the house,
Eeeeeeh! Eeeeeeh!
The monsters yell around the house,
Their brothers and sisters send them out
And they yell some more outside around the house.



Monster, Monster

Monster, monster, turn around.
Monster, monster, touch the ground.
Monster, monster, reach up high.
Monster, monster, touch the sky.
Monster, monster, find your nose.
Monster, monster, find your toes.
Monster, monster, find your knees.
Monster, monster, sit down please.



Mengle Memorial Library
324 Main Street
Brockway, PA 15824

This project has been partially funded with federal Library Services and Technology Act (LSTA) funds from the Institute of Museum and Library Services, administered by the Office of Commonwealth Libraries.